



THORNTON FRACTNL NO HIGH SCHOOL

755 PULASKI RD CALUMET CITY, IL 60409 4030 (708) 585-1000

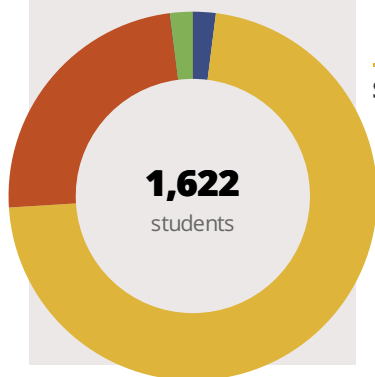
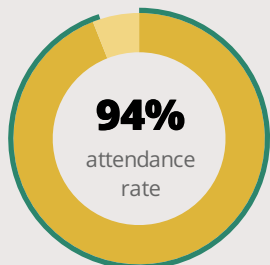
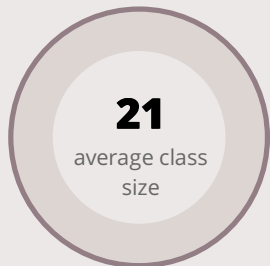
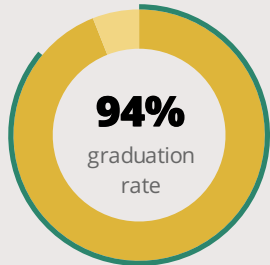
Grades: 9-12

Principal: Mr.Dwayne Evans

District: THORNTON FRACTIONAL TWP HSD 215

Superintendent: Dr.Creg Williams

FAST FACTS



College Readiness

Graduation Rate

Percentage of students who graduate within 4 years



Post-Secondary Enrollment

Percentage of students who enroll at colleges and universities



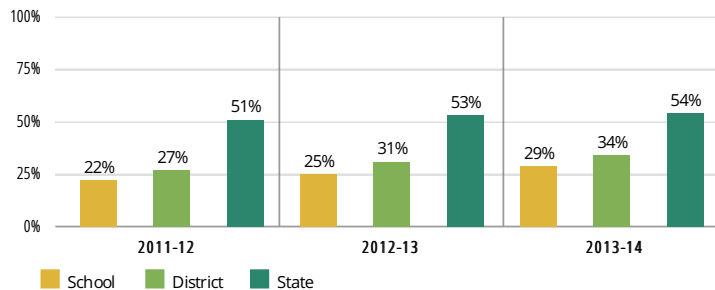
Ready for College Coursework

Percentage of students who meet or exceed ACT college readiness benchmarks



Academic Success

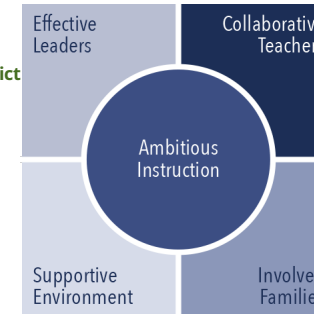
The percentage of students who meet or exceed standards on the Prairie State Achievement Exam (PSAE).



Student Characteristics

White	2%	Low Income	78%
Black	72%	English Learners	4%
Hispanic	24%	With Disabilities	14%
Asian	0%	Homeless	2%
American Indian	0%		
Multiracial	2%		
Pacific Islander	0%		

School Environment



The **5Essentials Survey** allows students in grades 6-12 and all teachers to share their perspectives on essential conditions for learning. The anonymous survey consists of 5 components.



Response Rates

Students	-
Teachers	-

Effective Leaders

Do principals and teachers implement a shared vision for success?

Collaborative Teachers

Do teachers collaborate to promote professional growth?

Ambitious Instruction

Are the classes challenging and engaging?

Supportive Environment

Is the school safe, demanding, and supportive?

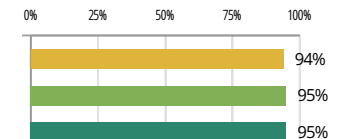
Involved Families

Does the entire staff build strong external relationships?

Student Attendance and Mobility

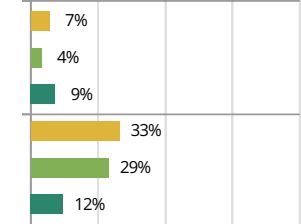
Attendance Rate

Rate at which students are present at the school, not including excused or unexcused absences



Chronic Truancy Rate

Percentage of students who have been absent without valid reasons for 5% or more of regular school days



Student Mobility

Percentage of students who transfer in or out of the school during the school year, not including graduates





THORNTON FRACTNL NO HIGH SCHOOL

School Highlights

Academic Courses

Accounting I, ACT/SAT Prep Courses, AP Calculus AB, AP Chemistry, AP English Language and Composition, AP English Literature and Composition, AP Psychology, AP United States History, Audio/Video Production II, Auto-Body I, Auto-Body II, Automotive Technician I, Automotive Technician II, Beginning Audio/Visual Production, Beginning Automotive Services, Beginning Construction, Broadcasting, Business and Technology Concepts, Business/Office Career E

Physical Education, Heath and Wellness

Individual Sports, Swimming, Team Sports, Weight Lifting/Toning

Other Programs and Activities

8-9th Grade Transition Workshops, Art Club, Auditorium Tech Crew, Career Education Events, Chess Club, Conflict Resolution, Debate Team, Drama/Theatre, Environmental Club, Ethnic Club, Family Nights, Homework Club, Journalism Club, Language Clubs, Learning Lab, Literary Magazine, Marching Band, Math Club, Mentoring Program, Mock Trial, Music Club, National Honor Society, Newspaper, Parent Associations, Poetry Workshops, Reading Clubs, Scholastic

School Awards

4 Nationally Board Certified Teachers, Carnegie Math Teacher of the Year, State Recognized Deans Team, State Recognized Freshmen House Teacher Team, State Recognized Math and Social Studies Teachers

Career Development Courses and Programs

Accounting I, Architectural Drafting I, Architectural Drafting II, Audio/Video Production I, Audio/Video Production II, Auto-Body I, Auto-Body II, Automotive Technician I, Automotive Technician II, Beginning Audio/Visual Production, Beginning Automotive Services, Beginning Construction, Beginning Drafting, Business and Technology Concepts, Care and Learning Services Management, Care and Learning Services Occupations, Child Development and Parenti

Athletics

Boy's Baseball, Boy's Basketball, Boy's Bowling, Boy's Cross Country, Boy's Football, Boy's Golf, Boy's Soccer, Boy's Swimming & Diving, Boy's Tennis, Boy's Track & Field, Boy's Volleyball, Boy's Wrestling, Color Guard, Conditioning and Fitness Classes, Girl's Badminton, Girl's Basketball, Girl's Bowling, Girl's Competitive Cheerleading, Girl's Cross Country, Girl's Golf, Girl's Gymnastics, Girl's Soccer, Girl's Softball, Girl's Swimming & Diving

School Personnel Resources

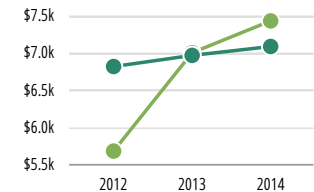
General Administrator or General Supervi, Librarian/Media Specialist, Paraprofessional, Reading Specialist, School Guidance Counselor, School Nurse, School Psychologist, School Social Worker, Special Education Teacher, Speech Language Pathologist-non teaching, Student Dean

Facilities

District Finance

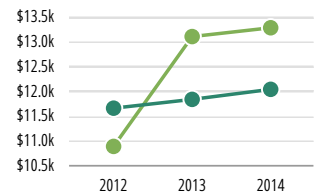
Instructional Spending per Pupil includes only the activities directly dealing with the teaching of students or the interaction between teachers and students

	2012	2013	2014
District	\$5,684	\$7,010	\$7,439
State	\$6,824	\$6,974	\$7,094



Operational Spending per Pupil includes only the activities directly dealing with the teaching of students or the interaction between teachers and students

	2012	2013	2014
District	\$10,891	\$13,112	\$13,290
State	\$11,664	\$11,842	\$12,045



Educator Measures

In the last six years, **1 principal** have led this school. In the last three years, an average of **95% of teachers** return to this school from one year to the next.

Measures of teacher attendance, and proficiency will be added to this report in 2015.

FOR MORE INFORMATION

Visit IllinoisReportCard.com to see additional details about each item of information for this school. There you will find charts spanning multiple years, detailed explanations, resources, more of the school's programs and activities, and powerful tools that let you dig deeper into data.

Most of this data has been collected by ISBE from school districts through data systems. Some information, such as the School Highlights, is entered directly by principals and can be updated throughout the year.